

Frascati, December 11, 2006

Note: **G-69****DYNAMIC APERTURE OPTIMIZATION FOR THE DAΦNE UPGRADE**

E. Levichev, P. Piminov, P. Raimondi, M. Zobov

1. Introduction

Recently a novel idea of a “crabbed waist” beam-beam collision at large crossing angle was suggested as a way for luminosity increasing by one or two orders of magnitude [1]. Later this idea was proposed for the DAΦNE collider upgrade to test the “crabbed waist” concept and to enhance the luminosity of colliding beams for the Siddharta experiment [2].

In order to achieve the goal luminosity, a dynamic aperture of the machine should be large enough, otherwise strong beam-beam effects, which cause increase of particles population in the beam tails, will lead to a reduction of beam lifetime and luminosity degradation. The beam-beam simulation for the upgraded DAΦNE has shown that the size of the dynamic aperture required to obtain high luminosity should be larger than $15\sigma_x$ in the horizontal plane and $150\sigma_y$ in the vertical one. Requirement for the momentum acceptance is $A_{\Delta E/E} \geq 0.5\%$.

To compensate the natural chromaticity and at the same time to optimize a dynamic aperture of a storage ring, two possible approaches may be considered. The first one uses theoretical tools to estimate and to reduce strength of nonlinear perturbation (resonance driving terms, action invariant smear, nonlinear detuning coefficients, etc.). The following problems complicate practical use of this approach: (a) there is no a single estimate for nonlinear perturbation valid for all cases and for all betatron tunes; (b) there is no direct relation between perturbation strength and the size of dynamic aperture.

The second approach does not use any theoretical models; instead of that it is based on general methods of numerical optimization. In the following we apply such algorithm

choosing “the best” pairs of sextupole magnets for the chromaticity compensation to the upgraded DAΦNE lattice. The algorithm is simple and effective, does not require excessive running time, and can be applied for an arbitrary lattice.

2. Algorithm

We propose to correct the chromaticity by N small steps along the vector $\vec{\xi} = (\xi_{x0}, \xi_{y0})$ as it is shown in Fig. 1. At each step $1/N$ -th fraction of the horizontal and vertical chromaticity is compensated by a single (in some sense the best for this particular step) pair of focusing and defocusing sextupoles (SF_i, SD_j) .

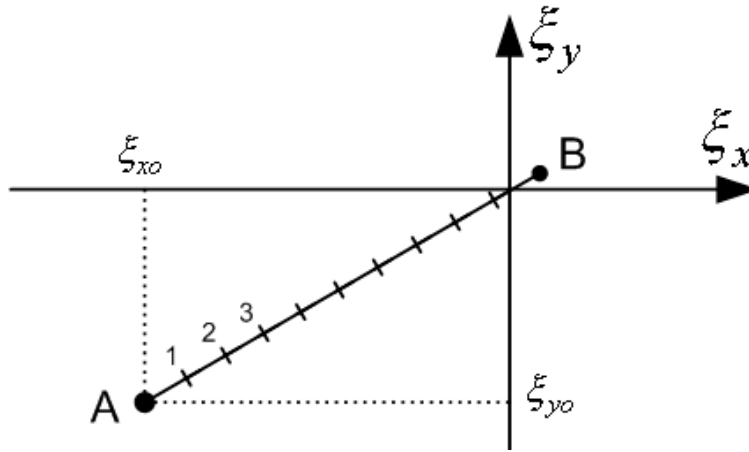


Fig. 1 - Step-by-step chromaticity compensation. A and B indicate initial and final points respectively.

To find the best pair of sextupoles, we try all possible (SF, SD) - combinations and the pair demonstrating the largest dynamic aperture is fixed at this step. If N_{SF} and N_{SD} are the number of focusing and defocusing sextupoles, then $N_{SF} \times N_{SD}$ combinations have to be looked through at every step.

At the next steps the procedure is repeated until the chromaticity will reach the desired value.

As the dynamic aperture represents particle stable motion area with complicated and rather ambiguously determined boundary, an important problem is fast and reliable comparison of different apertures, provided by sextupole pairs tested at the particular step.

Several functional criteria have been studied: the DA area, the area of ellipse inscribed into the DA boundary, the DA area normalized by the length of the boundary curve, etc. Weight factors can be introduced if there are some particular goals: for instance, increasing of the horizontal aperture while keeping the vertical aperture equal to the mechanical one (say, limited by small-gap undulator). Actually, it is difficult to indicate the only criterion because its effectiveness is usually defined by a specific task.

Once the chromaticity is corrected we optimize DA further exploiting sextupoles placed in the dispersion-free sections. A gradient search algorithm is used for this purpose.

The algorithm may be naturally extended for increasing the off-momentum aperture: instead of a single DA with $\Delta p/p = 0$ several DAs with specified $(\Delta p/p)_i$ are optimized and no modifications are required.

3. Optimization results

We have started with the DAΦNE lattice [3], which main parameters are listed in Table 1 and optical functions are plotted in Fig. 2. Later on we shall use this lattice as a reference one and denote it as **DAΦNE_Siddharta_2007_0**.

Table 1: Main parameters of **DAΦNE_Siddharta_2007_0**.

Betatron tunes	Q_x/Q_y	5.103/5.179
Compaction factor	α	0.0193
Damping times (ms)	$\tau_x/\tau_y/\tau_z$	39.8/34.5/16.1
Horizontal emittance (nm-rad)	ϵ_x	390
Energy spread	σ_E/E	3.9×10^{-4}
Natural chromaticity	ξ_x/ξ_y	-3.2/-25.9 ^{*)}
IP1 betas (m)	β_x^*/β_y^*	0.2/0.006
Beam size at IP1 (μm)	σ_x^*/σ_y^*	284/3.4

^{*)} All sextupoles are switched off except for the “crab waist” ones (placed in zero dispersion straights) and strong sextupole terms produced by shaped iron cap in the terminal poles of damping wigglers [4].

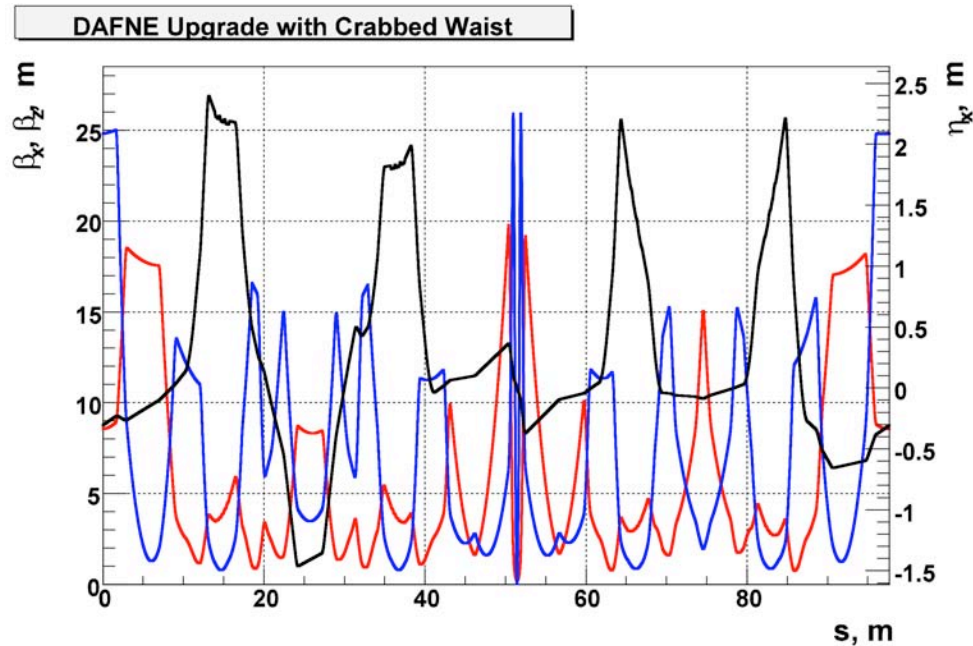


Fig. 2 - Lattice functions of **DAΦNE_siddharta_2007_0**.

Nonlinear lattice elements include:

- two strong “crab waist” sextupole magnets *SXPPS101* and *SXPPL104* ($L = 0.5$ m, $B''/B\rho = 136$ m⁻³),
- set of chromatic sextupoles compensating the natural chromaticity to $\xi_x = -1$, $\xi_y = -2$,
- three vertically focusing sextupoles *SXPPS201*, *SXPPL201* and *SXPPS204* located in the (almost) dispersion free straight sections and could be considered as harmonic sextupoles,
- nonlinear components in 4 damping wigglers according to [4].

Details of the sextupole magnet parameters are given in Table 2.

Figure 3 shows the dynamic aperture of the **DAΦNE_siddharta_2007_0** with the chromaticity compensated to $\xi_x = -1, \xi_y = -2$ while Fig. 4 presents the horizontal phase space portrait, which is typical for the case when two resonances $\nu_x = n$ and $3\nu_x = 3n$ take place.

Table 2: DAΦNE_siddharta_2007 sextupole magnet parameters

Name	L(cm)	B''/BR (m ⁻³)			
		D_S_0	D_S_0/Opt	D_S_1	D_S_2
SXPPS101	10,00	136,11	136,11	136,11	136,11
SXPPS102	15,00	-60,85	-29,10	-95,78	-40,84
SXPPS103	15,00	40,78	8.29	40,51	15,46
SXPPS201	10,00	0,00	-18.95	-19,50	0,38
SXPPS202	15,00	40,78	45.84	43,30	30,24
SXPPS203	15,00	-47,47	-75.55	-45,76	-95,97
SXPPS204	10,00	0,00	6,25	6,83	1,17
SXPPL201	10,00	0,00	-13.42	-3,06	0,71
SXPPL202	15,00	-47,47	-38.04	-15,90	-52,10
SXPPL203	15,00	10,68	9.68	3,67	10,48
SXPPL204	10,00	23,87	12.02	8,85	12,28
SXPPL100	10,00	-8,38	-11.9	0,80	-33,12
SXPPL101	10,00	23,87	8.69	3,87	1,68
SXPPL102	15,00	10,68	22,39	21,85	10,85
SXPPL103	15,00	-60,85	-90,89	-78,32	-48,96
SXPPL104	10,00	-136,11	-136,11	-136,11	-136,11

The legend:

D_S_0 = DAΦNE_siddharta_2007_0, {5.103, 5.179}/non optimized
D_S_0/Opt = DAΦNE_siddharta_2007_0, {5.103, 5.179}/optimized
D_S_1 = DAΦNE_siddharta_2007_1, {5.105, 5.160}/optimized
D_S_2 = DAΦNE_siddharta_2007_2, {5.131, 5.116}/optimized

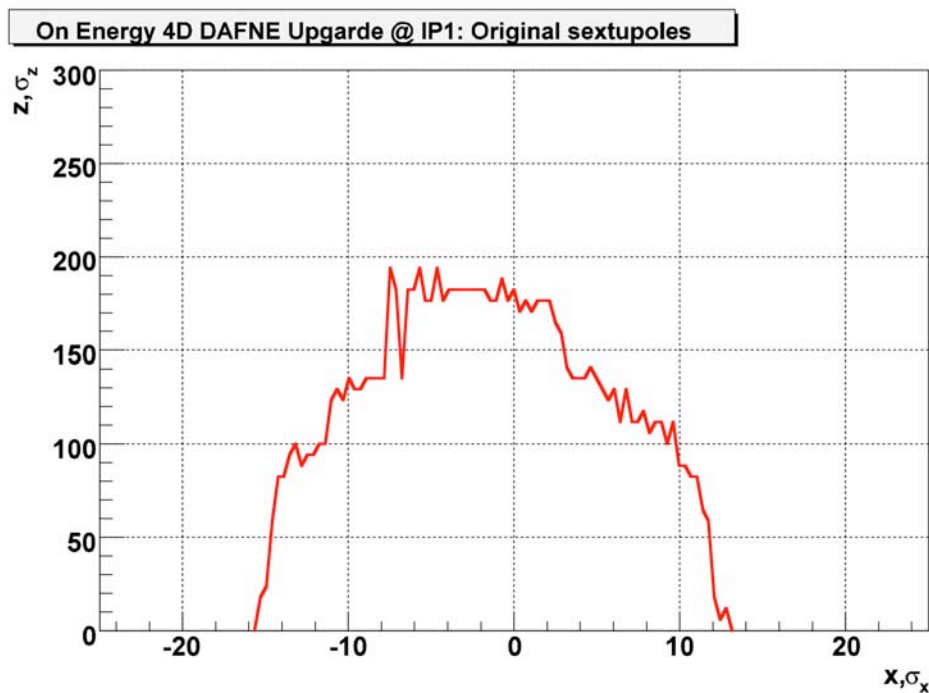


Fig. 3: Dynamic aperture of DAΦNE_siddharta_2007_0.

All plots are performed for the IP1 azimuth and at this point the dynamic aperture in terms of sigma is equal to $A_x \approx \begin{matrix} +13\sigma_x \\ -16\sigma_x \end{matrix}$ and $A_y \approx 180\sigma_y$.

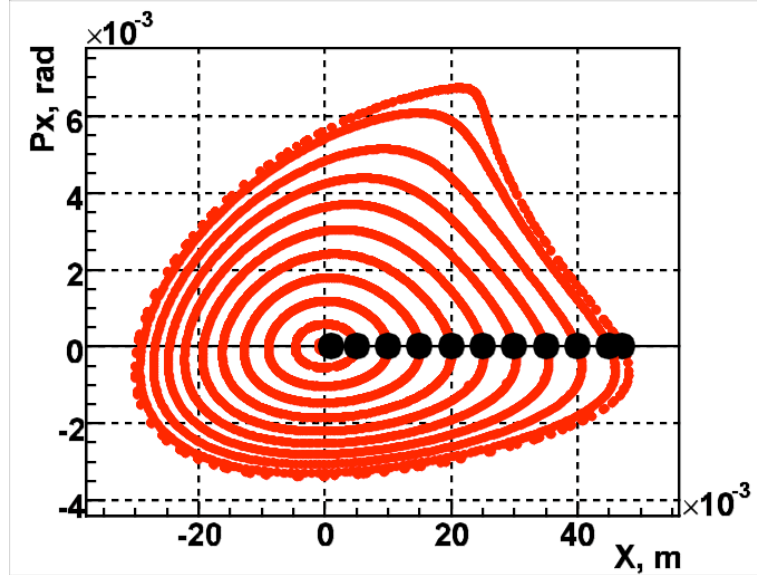


Fig. 4: Horizontal phase curves of **DAΦNE_siddharta_2007_0**.

The DAΦNE dynamic aperture optimization has been performed according to the following scenario:

- The DA optimization in the original tune point $\{5.103, 5.179\}$ by the “best pair” method.
- The DA tune scan in the vicinity of the original tune point in order to look for the larger aperture. At this point we have to superpose good DA region with high luminosity region according to the luminosity scan [2].
- Re-optimization of the DA in the new tune point(s).
- Investigation of the DA optimization with such options like octupole magnets energizing, modification of the wiggler nonlinear terms, etc.

3.1 DA optimization in the original tune point

30 (SF, SD) pairs might be combined from the DAΦNE sextupole magnets and their optimization takes 0.5-2 hours on 2 GHz PC dependently on the internal optimization parameters.

In the original tune point $\{5.103, 5.179\}$ the best pair algorithm yields the DA given in Fig. 5 and the sextupoles strength listed in the second column of Table 2.

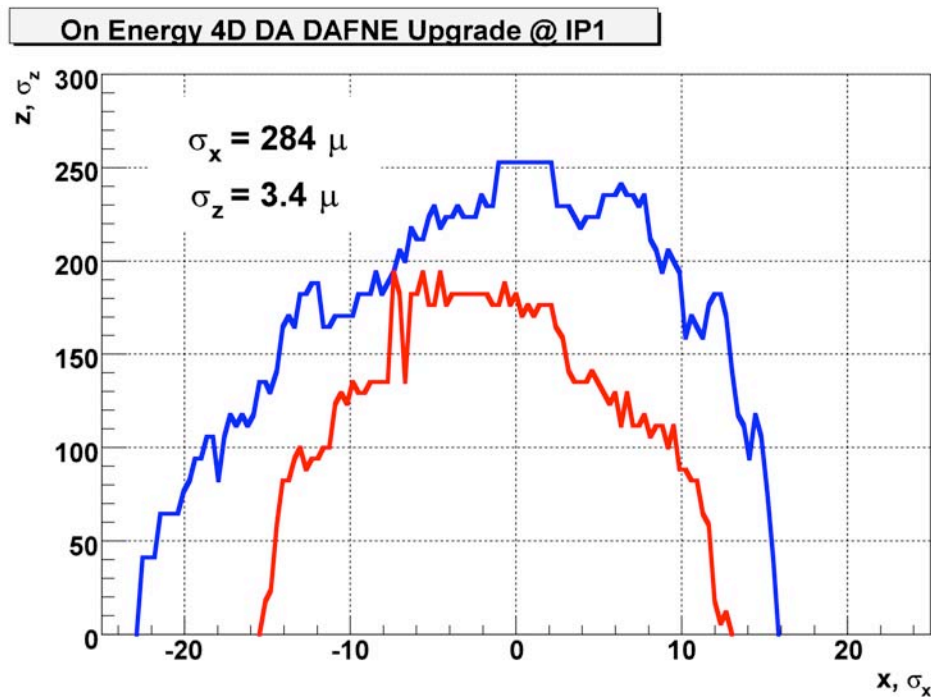


Fig. 5 - Optimized DA (blue) in the original tune point of **DAΦNE_siddharta_2007_0**. The reference aperture is given in red.

At the IP1 the dynamic aperture now is equal to $A_x \approx \begin{matrix} +16\sigma_x \\ -23\sigma_x \end{matrix}$ and $A_y \approx 250\sigma_y$.

3.2 DA tune scan

In order to adjust the betatron tunes for higher luminosity and at the same time for larger dynamic aperture, the luminosity tune scan (Fig. 7) was compared with the DA tune scan (Fig. 8). To smooth noisy and irregular shape of DA border line, we define the size of a stable motion area by semi axes of the ellipse inscribed into the DA contour as it is shown schematically in Fig. 6, and just this definition was used for the plot in Fig. 8.

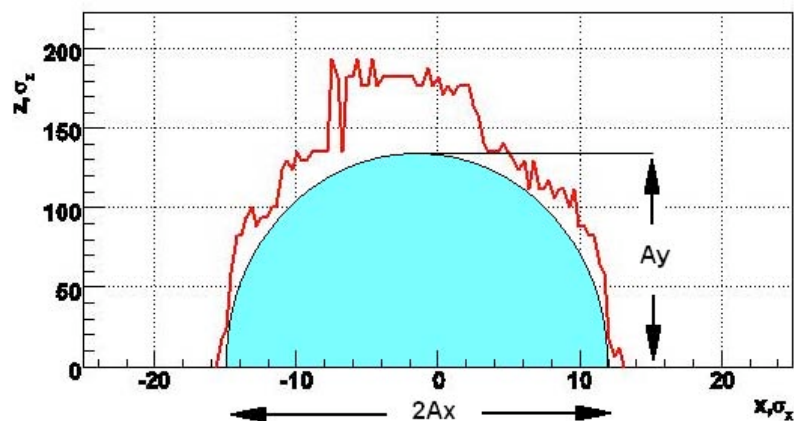


Fig. 6 - DA size definition (schematically).

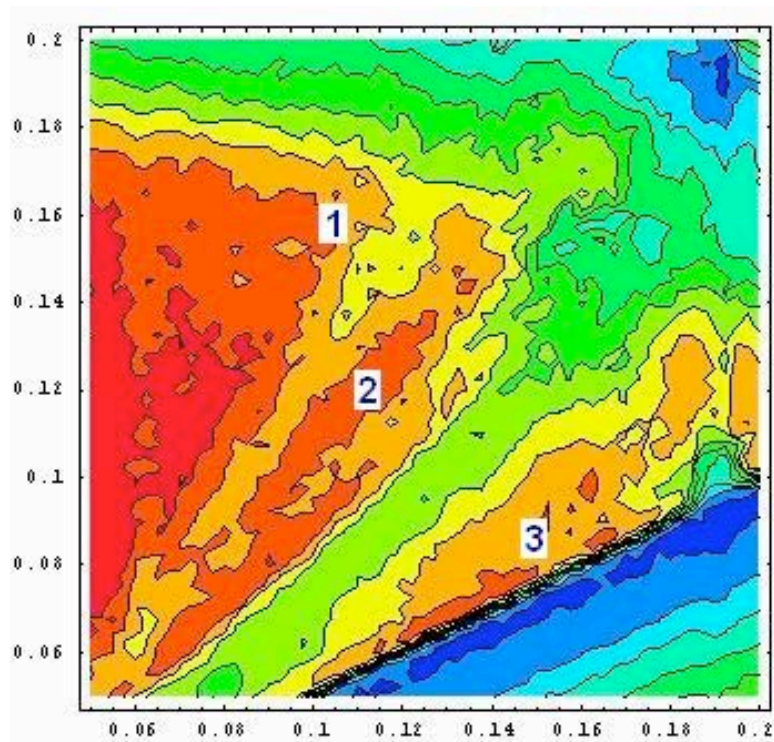


Fig. 7 - The luminosity tune scan.

The white area in the DA plot (Fig. 8) corresponds to optically unstable solution because of particular choice of the QF and QD magnets to scan the betatron tunes. However the scanned area seems quite enough to establish correlation between the DA and the luminosity.

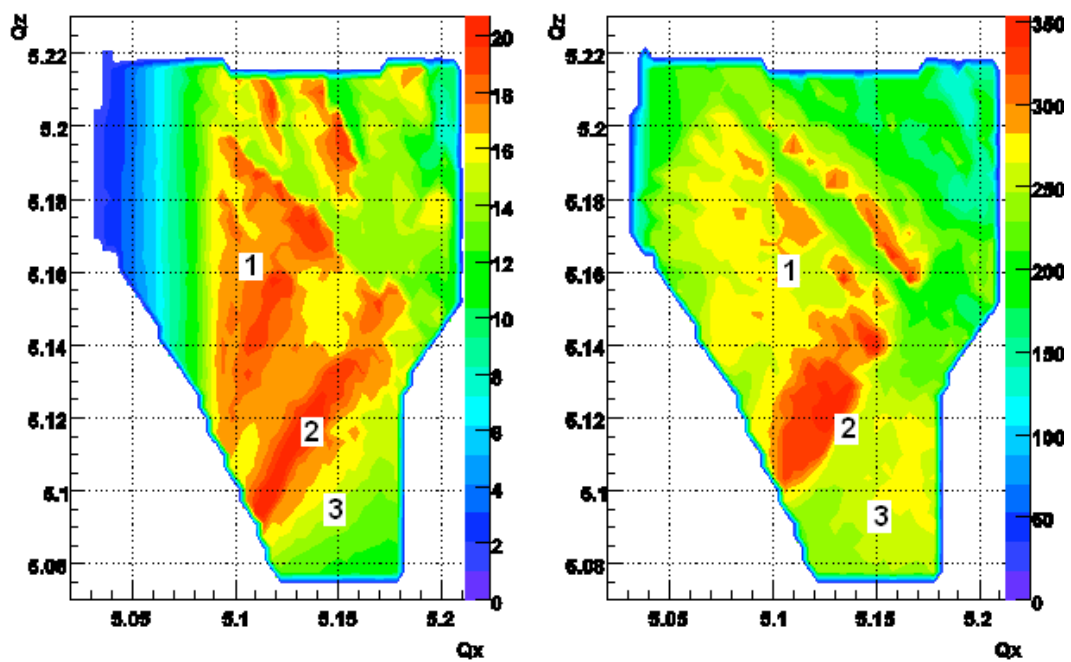


Fig. 8 - The dynamic aperture tune scan. Color indicates the DA size in term of sigma.

Both scans clearly demonstrate the resonant lines structure reducing both the luminosity and the dynamic aperture. Among such resonances the strongest are $\nu_x - \nu_y$ (or $2\nu_x - 2\nu_y$ for the sextupole perturbation) and $\nu_x - 2\nu_y$. In spite of difference resonance is intrinsically stable, strong coupling of two oscillation modes and large modulation of the betatron amplitudes may cause a reduction of dynamic aperture.

The scan in Fig. 7 demonstrates 3 regions with maximum luminosity:

- The region 1 corresponds to high luminosity and large enough dynamic aperture.
- The region 2 also provides large luminosity and dynamic aperture but this region is placed close to the main coupling resonance $\nu_x - \nu_y$ and reaching good parameters here for the real machine may be a matter of essential difficulty.
- The region 3 shows narrow luminosity ridge near the resonance $\nu_x - 2\nu_y$ but the dynamic aperture here is small.

3.3 DA re-optimization in the new tune points

From above consideration we have chosen two alternative tune points:

- {5.105, 5.160} from region 1 (**DAΦNE_siddharta_2007_1**) and
- {5.131, 5.116} from region 2 (**DAΦNE_siddharta_2007_2**)

to check and re-optimize the dynamic apertures. The results are shown in Fig. 9. Both new tune points demonstrate the dynamic aperture significantly larger than the initial one (**DAΦNE_siddharta_2007_0**) and larger than that optimized (Fig. 5). Re-optimized sextupole setting for each tune point is shown in Table 2. The summary of the dynamic aperture sizes before and after the optimization is given in Table 3.

Table 3 - DAΦNE DA optimization summary

Name	Tune Point	$N\sigma_x$	$N\sigma_y$	Comments
DAΦNE_siddharta_2007_0	5.103, 5.179	+13/-16	180	Original
DAΦNE_siddharta_2007_0	5.103, 5.179	+16/-23	250	Original, optimized
DAΦNE_siddharta_2007_1	5.105, 5.160	+20/-26	300	
DAΦNE_siddharta_2007_2	5.131, 5.116	+20/-23	270	Coupling resonance

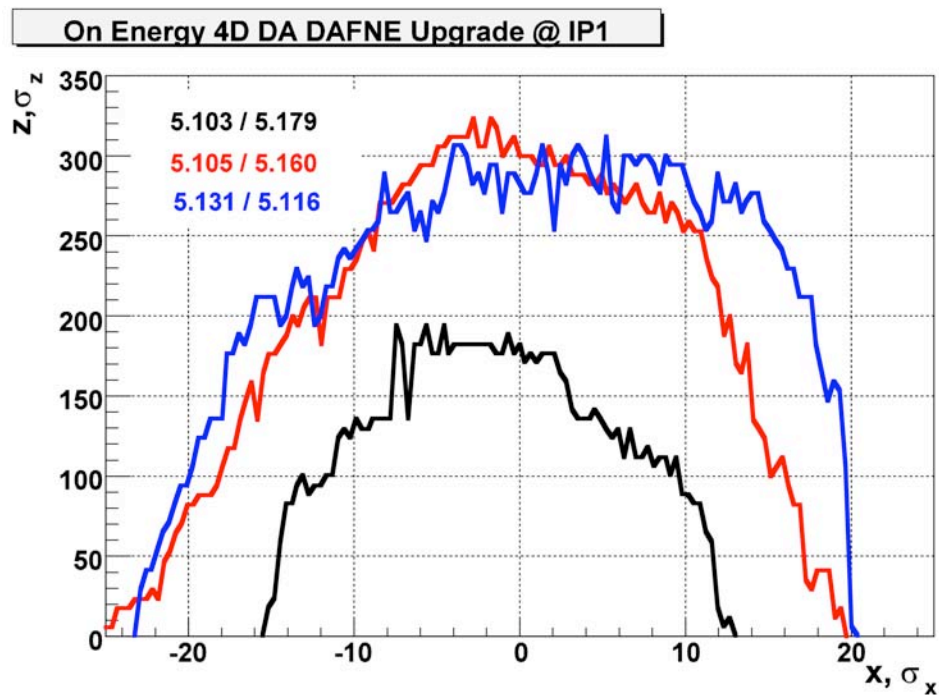


Fig. 9 - The optimized DA for different working points.

The best pair algorithm allows to optimize an off momentum dynamic aperture but for our case it is not necessary because it seems to be large enough without any additional efforts (Fig.10): even for $\Delta p/p = 1\%$ the transverse DA is $\pm 5\sigma_x$ and $100\sigma_y$.

3.4 Other perturbation sources adjustment

Besides the regular sextupole magnets DAFNE contains other sources of nonlinear magnetic fields: three octupole magnets and damping wigglers. The damping wigglers have inner pole nonlinearities, which hardly can be modified and strong sextupole term in one of the terminal pole.

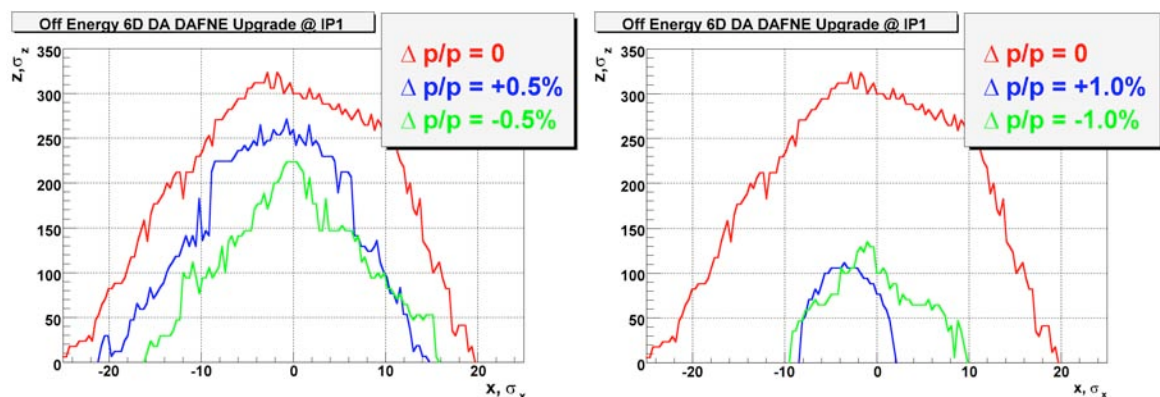


Fig. 10 - Off momentum DA for DAFNE_siddharta_2007_1.

This strong sextupole term introduced to correct the natural chromaticity is produced by superimposed iron plate whose shape, in principle, can be changed.

We have tried to optimize the sextupole arrangement for different set of octupole magnets but their influence to the dynamic aperture and to the final values of optimized sextupole magnets is negligible.

As for the strong sextupole component in the wiggler end pole, we have included it as a free parameter in the optimization process but its final value needed to maximize the dynamic aperture turn out to be rather close to the original value (less for 10-15%) so it seems there is no need to modify it.

4. Conclusion

For the project of DAΦNE upgrade for the Siddharta run, arrangement of the sextupole magnets was optimized and the tune point was chosen from a viewpoint of high luminosity and large dynamic aperture. The “best pair” optimization method provide the dynamic aperture $\geq 20\sigma$ in the horizontal direction and $>250\sigma$ in vertical one with the energy acceptance $\sim 1\%$. These values seem quite satisfactory to provide high luminosity and successful experimental run. It is worth to note that one of the promising tune points $\{5.105, 5.160\}$ practically coincides with that of the present DAΦNE run.

5. References

- [1] P. Raimondi, “Status of SuperB Effort”, 2nd SuperB Workshop, LNF, Frascati, March 2006, <http://www.lnf.infn.it/conference/superb06/talks/raimondi1.ppt>
- [2] D. Alesini et al., “DAΦNE upgrade for Siddharta run”, Frascati, November 28, 2006, Note: **G-68**.
- [3] M. Boscolo, Private communication, November 27, 2006.
- [4] A. Battisti et al., “The modified wiggler of the DAΦNE main rings”. Frascati, January 7, 2004, Note: **MM-34**.